

Project Name: _____

Customer Name: _____ Sales Rep: _____

Contact Name: _____

Phone #: _____ Window Size(s): _____

Email: _____ Est. Project Quantity: _____

Step 1: Pick Your Shape and Texture

Click the box Click the dropdown menu for texture and texture placement options

Square Line Low Density Background Elbow Select Texture Select Texture Place

Texture Color Type the color # in the box

Notes: _____

Step 2: Pick Your Colors

1	2	21	22	41	42
3	4	23	24	43	44
5	6	25	26	45	46
7	8	27	28	47	48
9	10	29	30	49	50
11	12	31	32	51	52
13	14	33	34	53	54
15	16	35	36	55	56
17	18	37	38	57	58
19	20	39	40	59	60

Custom Color Reference* (Specify One):
Pantone: _____ Color#’s: _____
Other: _____ Color Reference: _____

Step 3: Choose Your Fabric

Shade Fabric / Openness **Click the box**

Clarity	1% <input type="checkbox"/>	3% <input checked="" type="checkbox"/>	5% <input type="checkbox"/>	10% <input type="checkbox"/>
Dawn	3% <input type="checkbox"/>	5% <input type="checkbox"/>		
Eve	0% (Blackout) <input type="checkbox"/>			
Fine Lines	30% <input type="checkbox"/>			
Flare	5% <input type="checkbox"/>			
Radiance	14% <input type="checkbox"/>			
Tuscany	0% (Blackout) <input type="checkbox"/>			

*Electronic images are not acceptable color references; color system #, chip or fabric reference only.

Project Name: _____

Customer Name: _____ Sales Rep: _____

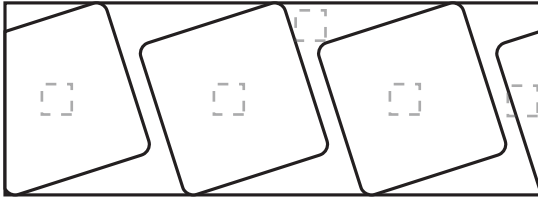
Contact Name: _____

Phone #: _____ Window Size(s): _____

Email: _____ Est. Project Quantity: _____

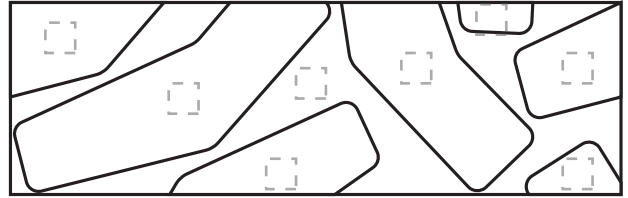
Step 1: Pick Your Shape and Texture (Line or Dot)

Square



Texture Color

Elbow



Texture Color

Notes:

Step 2: Pick Your Colors



Custom Color Reference* (Specify One):

Pantone: _____ Color#’s: _____

Other: _____ Color Reference: _____

Step 3: Choose Your Fabric

Shade Fabric / Openness	
Clarity	1% <input type="checkbox"/> 3% <input type="checkbox"/> 5% <input type="checkbox"/> 10% <input type="checkbox"/>
Dawn	3% <input type="checkbox"/> 5% <input type="checkbox"/>
Eve	0% (Blackout) <input type="checkbox"/>
Fine Lines	30% <input type="checkbox"/>
Flare	5% <input type="checkbox"/>
Radiance	14% <input type="checkbox"/>
Tuscany	0% (Blackout) <input type="checkbox"/>

*Electronic images are not acceptable color references; color system #, chip or fabric reference only.

Project Name: _____

Customer Name: _____ Sales Rep: _____

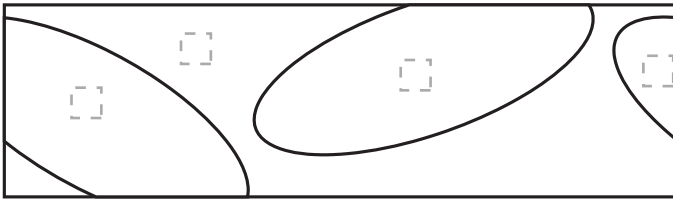
Contact Name: _____

Phone #: _____ Window Size(s): _____

Email: _____ Est. Project Quantity: _____

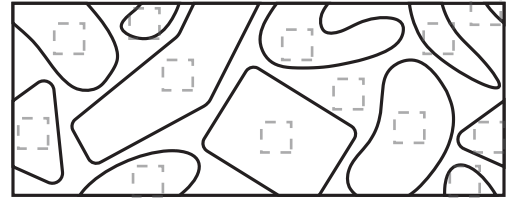
Step 1: Pick Your Shape and Texture (Line or Dot)

Oval



Texture Color

Collage



Texture Color

Notes:

Step 2: Pick Your Colors



Custom Color Reference* (Specify One):

Pantone: _____ Color#’s: _____

Other: _____ Color Reference: _____

Step 3: Choose Your Fabric

Shade Fabric / Openness	
Clarity	1% <input type="checkbox"/> 3% <input type="checkbox"/> 5% <input type="checkbox"/> 10% <input type="checkbox"/>
Dawn	3% <input type="checkbox"/> 5% <input type="checkbox"/>
Eve	0% (Blackout) <input type="checkbox"/>
Fine Lines	30% <input type="checkbox"/>
Flare	5% <input type="checkbox"/>
Radiance	14% <input type="checkbox"/>
Tuscany	0% (Blackout) <input type="checkbox"/>

*Electronic images are not acceptable color references; color system #, chip or fabric reference only.