

ShadeSense

Alternative Wood Blinds

ShadeSense Alternative Wood Blinds are a cost-effective alternative to wood and composite wood blinds. Constructed from engineered polymer, ShadeSense blinds are durable, easy to clean, and simple to maintain.

Cost-Effective



Cost-effective alternative to wood and composite wood blinds

Lighting Control



Optional standard cord/tilt delivers privacy and daylight control

Complies with FR standards



Meets all NFPA 701 and California Title 19 requirements

Key Features

- 2" flat slats comprised of engineered polymer material
- Standard decorative valance with 3" profile eliminates any light gap between the headrail and the top slat

Design Options

- Cordless Lift & Lock provides added child safety
- Two-on-One Headrail

Certifications

- Meets all NFPA 701 and CA Title 19 requirements
- GREENGUARD Gold Certified for low-emitting products

800.229.5300 | www.hunterdouglasshospitality.com




301 Off White




302 Cloud White




303 Buttermilk




304 Cream



315 Beige




319 Gray



320 Misty Gray



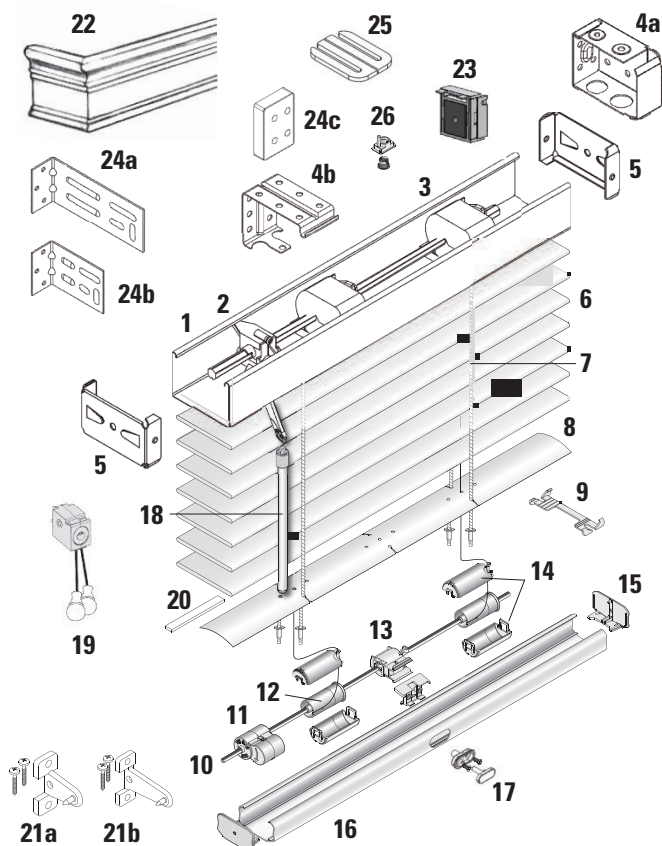
307 White Textured



318 Cream Textured



HunterDouglas 
Hospitality



PRODUCT COMPONENTS – CORDLESS LIFT & LOCK™

STANDARD PARTS

1. Slim Design Headrail
2. Wand Tilter
3. Tape Drum
- 4a. Installation Bracket
- 4b. Center Support Bracket
5. End Lock End Stiffener
6. Faux Wood Slats
7. Lift Cords
8. 2" Aluminum Slat
9. 2" Top Slat Clip
10. "V" Tiltrod
11. Lift & Lock Motor
12. Lift 7 Lock Spool
13. 2" Lock Assembly
14. Support and Cover Set
15. Lift & Lock Bottomrail End Cap
16. Lift & Lock Bottomrail
17. Lift & Lock Button Screw
18. Wand Tilt
19. Cord Tilter
20. Foam Tape

OPTIONAL PARTS

- 21a. Lift & Lock Hold Down Brackets, Sill
- 21b. Lift & Lock Hold Down Brackets, Jamb
22. Valance
23. Magnetic Valance Clip
- 24a. Long Extension Bracket
- 24b. Short Extension Bracket
- 24c. Spacer Block
25. Bracket Shim
26. Cord Screw Adjuster

PRODUCT SPECIFICATIONS

PART 1 – GENERAL

1.01 SCOPE

A. SUPPLIER: Furnish and install 2" Horizontal FR Faux Wood ShadeSense Blinds

B. RELATED WORK SPECIFIED ELSEWHERE:

1. Section 06100: Rough Carpentry
2. Section 08520: Aluminum Windows

1.02 REFERENCES

A. FLAME-RESISTANT HEADRAIL AND COMPONENTS CONTAINED WITHIN SHALL PASS OR EXCEED THREE OR MORE OF THE FOLLOWING TESTS:

- National Fire Protection Association (NFPA) 701 (small scale for horizontal applications)
- Department of Transportation Motor Vehicle Safety Standard 302 Flammability of Interior Materials
- California Administrative Code Title 19
- Federal Standard 191 Method 5903 (used by Port Authority of New York and New Jersey for drapery, curtain, and upholstery material)
- Boston Fire Department Test BFD IX-1
- New York State Uniform Fire Prevention and Building Code
- GREENGUARD Gold Certification

1.03 SUBMITTALS

A. PRODUCT DATA: Manufacturer's descriptive literature shall be submitted indicating materials, finishes construction and installation instructions and verifying that product meets requirements specified. Manufacturers recommendations for maintenance and cleaning shall be included.

B. DRAWINGS AND DIAGRAMS: Wiring diagrams of any motorized components or units, working and assembly drawings shall be supplied as requested.

C. SAMPLE: Responsible contracting officer or agent shall supply one sample shade of each type specified in this contract for approval. Supplied units shall be furnished complete with all required components, mounting and associated hardware, instructions and warranty.

1.04 QUALITY ASSURANCE:

A. SUPPLIER: Manufacturer, subsidiary or licensed agent shall be approved to supply the products specified and to honor any claims against product presented in accordance with warranty.

B. INSTALLER: Installer or agent shall be qualified to install specified products by prior experience, demonstrated performance and acceptance of requirements of manufacturer, subsidiary, or licensed agent. Installer shall be responsible for an acceptable installation.

C. UNIFORMITY: Provide 2" Horizontal Faux Wood Blind of only one manufacturer for entire project.

1.05 DELIVERY, STORAGE AND HANDLING:

- A.** Product shall be delivered to site in manufacturer's original packaging.
- B.** Product shall be handled and stored to prevent damage to materials, finishes and operating mechanisms.

1.06 JOB CONDITIONS:

- A.** Prior to shade installation, building shall be enclosed.
- B.** Interior temperature shall be maintained between 60° F. and 90° F. during and after installation; relative humidity shall not exceed 80%. Wet work shall be complete and dry.

1.07 WARRANTY:

- A.** Lifetime Limited Warranty. Specific product warranties available from manufacturer or its authorized agent.

PART 2 – PRODUCTS

2.01 ACCEPTABLE MANUFACTURER

- A. Hunter Douglas Hospitality / 12975 Brookprinter PL Suite 210 / Poway, CA 92064 / Phone: 800.229.5300 Fax: 844.269.8480 / Website: <http://www.hunterdoughospitality.com>, or architect approved equivalent.**
- B.** Product substitutions must be approved by architect minimum of 30 days prior to close of bid.

2.02 2" HORIZONTAL FAUX WOOD BLINDS

A. PRODUCT: Hunter Douglas Hospitality "2" Horizontal FR Faux Wood ShadeSense Blind"

B. MATERIALS:

- 1. SLATS:** 50mm (+/- 0.5mm) wide x 2.8mm (+/- 0.3mm) thick engineered polymer with consistent color throughout eliminating slat end touch-up. Furnish not less than

nominal 7.0 slats per foot to ensure tight closure and light control. Finish with manufacturer's standard colors selected by architect from manufacturer's available contract colors.

- 2. SLATSUPPORT:** Braided ladders of 100% polyester yarn color compatible with slats and spacing of ladder no more than 44mm.

HEADRAIL: U-shaped profile with rolled edges, measuring 1 1/2" x 2 1/4" x .024" constructed of corrosion resistant steel and providing a sleek low profile design.

- 3.** Internally fit with components required for specified performance and designed for smooth, quiet, trouble-free operation. Headrail finish to be standard baked-on polyester and to coordinate with slats. Ends fitted with zinc-coated steel end lock with adjustable tab for centering blinds.
- 4. BOTTOM RAIL:** 2" wide x 4" thick polymer rectangle shape. Color-coordinated engineered polymer tape buttons secure the ladder and cord. Finish to be manufacturers standard colors or stained finish to match slats.
- 5. LIFTING MECHANISM:** cordless.
- 6. TILTING MECHANISM:** Permanently lubricated and fully enclosed standard cord tilt holds and tilts slats at any angle. Solid steel, corrosion resistant tilt rod. Optional wand tilt of worm and gear construction incorporated into tilter mechanism.
- 7. OPTIONAL TILT CONTROL WAND:** Rounded 7/16" diameter constructed of quality selected hardwood stained and lacquered or painted to match slats and detachable without tools. Located on either side of individual blind unit as per architect's request.
- 8. MOUNTING HARDWARE:** Manufacturer's standard .030" steel box brackets with baked-on polyester finish to match headrail with additional support brackets for blinds over 48" wide.

- 9. VALANCE:** Crafted polystyrene based polymer with finish to match slats.

C. ADDITIONAL AVAILABLE OPTIONS:

- 1. STANDARD DECORATIVE VALANCE:** Standard valance included free on all polymer blinds. This elegant high-profile decorative valance looks great and will reduce any light gap between the top slat and the headrail. Provides superior means for quickly and securely attach the valance to the headrail while also allowing for height and projection adjustments. Glued-on returns create a clean, aligned valance corner without requiring assembly.
- 2. CORDLESS LIFT AND LOCK:** Press a button the color-coordinated aluminum bottomrail to lift and lower the blind. Release button to lock the blinds in place. Lift only, not tilt, still requires a wand or lift cord for tilting.

2.03 FABRICATION

- A.** Blind measurements shall be accurate to within + 1/8" or as recommended in writing by manufacturer.

2.04 FINISHES

- A.** SLAT color finish selection as determined by the Architect.
- B.** SLAT SUPPORT braided ladders shall be color coordinated with slat.

PART 3 - EXECUTION

3.01 INSPECTION:

- A. SUBCONTRACTOR** shall be responsible for inspection on site, approval of mounting surfaces, installation conditions and field measurement for this work.
- B. OTHER INTERACTING TRADES** shall receive drawings of shade systems, dimensions, assembly and installation methods from subcontractor upon request.

3.02 INSTALLATION:

INSTALLATION shall comply with manufacturer's specifications, standards and procedures as detailed on contract drawings.

- A. ADEQUATE CLEARANCE** shall be provided to permit unencumbered operation of shade and hardware.
- B. CLEAN** finish installation of dirt and finger marks. Leave work area clean and free of debris.

3.03 DEMONSTRATION:

- A.** Demonstrate operation method and instruct owner's personnel in the proper operation and maintenance of the blinds.

3.04 SCHEDULE:

- A. EXTERIOR WINDOWS:**
- B. INTERIOR RELIGHTS:**